

Scaled data based on original data using
LM-79-08 Approved Method: Electrical and Photometric Measurements of Solid-
State Lighting Products

Test Report Prepared for
Cooper Lighting Solutions
(formerly Eaton)

Brand: McGRAW-EDISON

Report Number: P321092

Luminaire Tested: **GLEON-SA8C-827-U-AFL**

Issue Date: 3/3/2020

Test Information

Test Method: LM-79-08
Report Number: P321092
TEST IS SCALED FROM IESNA LM-79-08 TEST DATA (G2-1903-205-29)
Test Lab: INNOVATION CENTER
Issue Date: 3/3/2020
Manufacturer: COOPER LIGHTING SOLUTIONS (FORMERLY EATON)
Product Line: McGRAW-EDISON
Catalog Number: GLEON-SA8C-827-U-AFL
Description: GALLEON AREA AND ROADWAY LUMINAIRE
(8) 80 CRI, 2700K, 1050mA LIGHTSQUARES WITH 16 LEDS EACH AND AUTOMOTIVE
FRONTLINE OPTICS
Light Source: -
Ballast/Driver: ELECTRONIC DRIVER

Summary

Lumens per Lamp: N/A
Luminaire Lumens: 42752 lumens
Efficiency: N/A
Efficacy: 96.1 lumens/watt
Luminous Opening: Rectangular (W 2' x L: 1' x H: 0')
IES Classification: Type II - Short
BUG Rating: B3 - U0 - G3

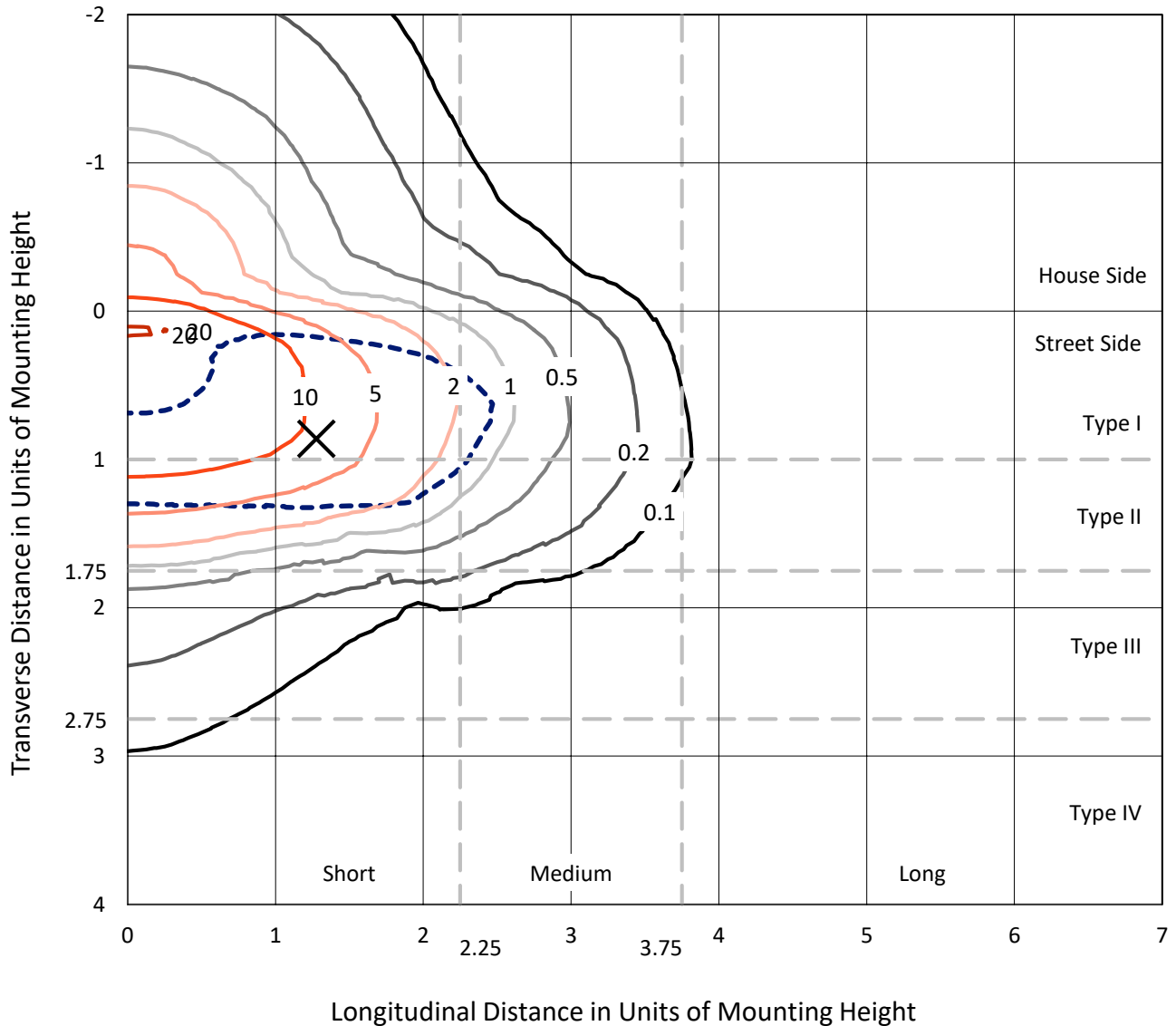
Input Watts (W): 445
Input Voltage (V): NR
Input Current (Ain): NR
Voltage Rise (V): NR
Power Factor: NR
Total Harmonic Distortion (THDi): NR
Frequency (hertz): 60
Stabilization Time: NR
Operation Time: NR
Ambient Temperature (°C): NR
Test Distance: 24 FT



REPORT NUMBER: P321092
 CATALOG NUMBER: GLEON-SA8C-827-U-AFL

Iso-Footcandle Lines of Horizontal Illumination

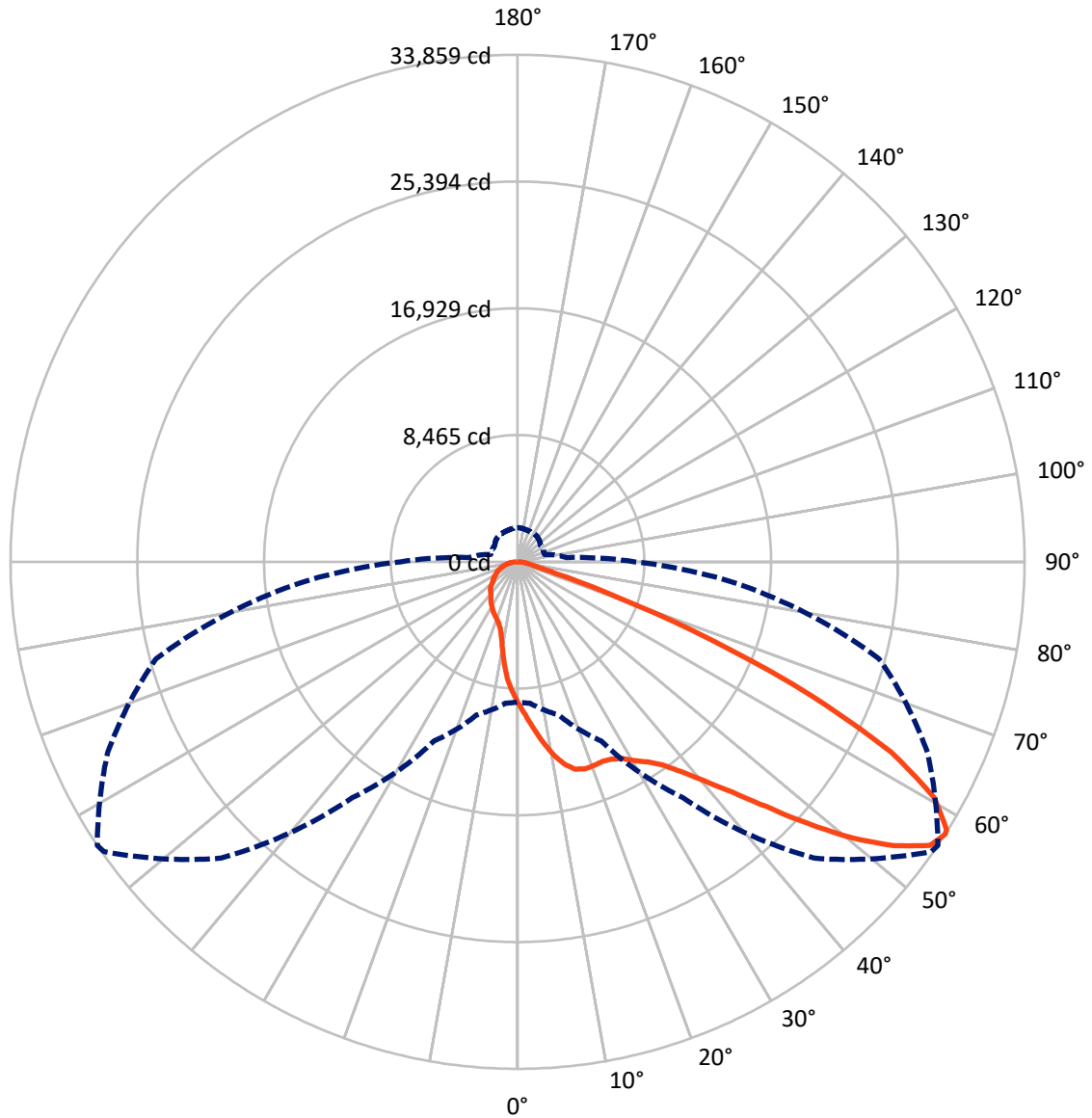
✕ Max cd
 - - - 1/2 Max cd



Based on 25 foot mounting height. Maximum calculated value = 21 fc
 Type II - Short - N/A

REPORT NUMBER: P321092
CATALOG NUMBER: GLEON-SA8C-827-U-AFL

Luminous Intensity Polar Plot



— Vertical Plane Through 56-Deg Lateral - - - Horizontal Cone Through 57-Deg Vertical

REPORT NUMBER: P321092
 CATALOG NUMBER: GLEON-SA8C-827-U-AFL

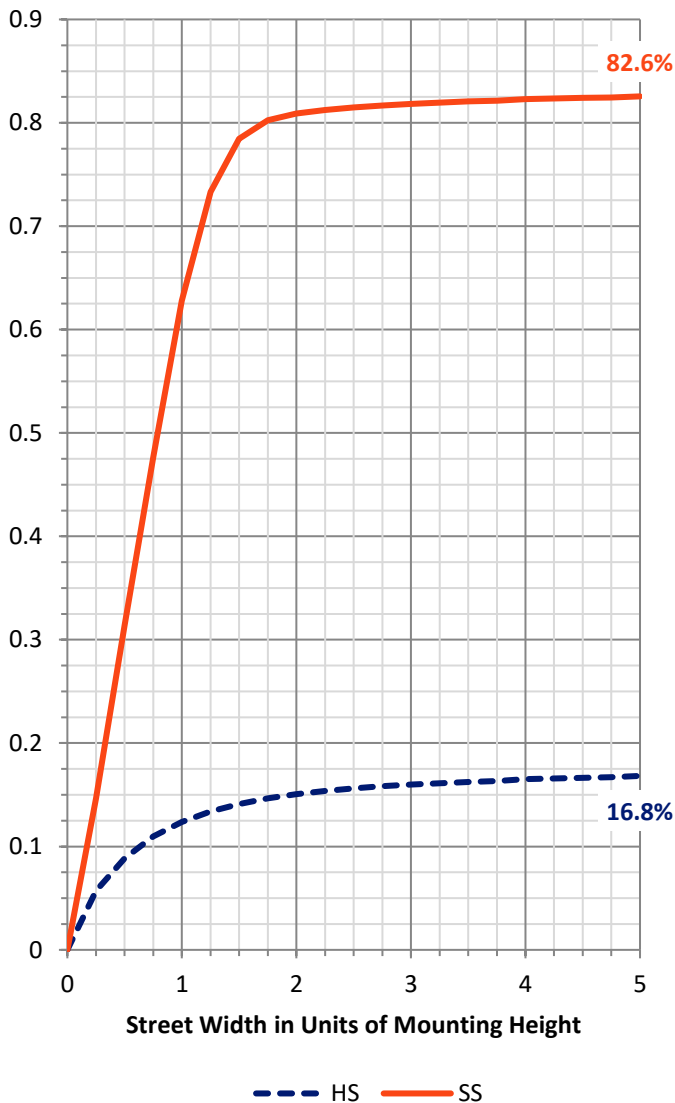
FLUX DISTRIBUTION:

		Downward	Upward	Total
House Side	Lumens	7369.5	0.0	7369.5
	% Fixture	17.2	0.0	17.2
Street Side	Lumens	35382.5	0.0	35382.5
	% Fixture	82.8	0.0	82.8
Total	Lumens	42752.0	0.0	42752.0
	% Fixture	100.0	0.0	100.0

Coefficient of Utilization

ZONAL LUMENS:

Zone	Lumens	% Fixture
0°-10°	905.8	2.1
10°-20°	2560.9	6.0
20°-30°	4171.3	9.8
30°-40°	6235.6	14.6
40°-50°	9458.1	22.1
50°-60°	10600.8	24.8
60°-70°	6261.3	14.6
70°-80°	2051.4	4.8
80°-90°	506.8	1.2
90°-100°	0.0	0.0
100°-110°	0.0	0.0
110°-120°	0.0	0.0
120°-130°	0.0	0.0
130°-140°	0.0	0.0
140°-150°	0.0	0.0
150°-160°	0.0	0.0
160°-170°	0.0	0.0
170°-180°	0.0	0.0
0°-90°	42752.0	100.0
0°-180°	42752.0	100.0

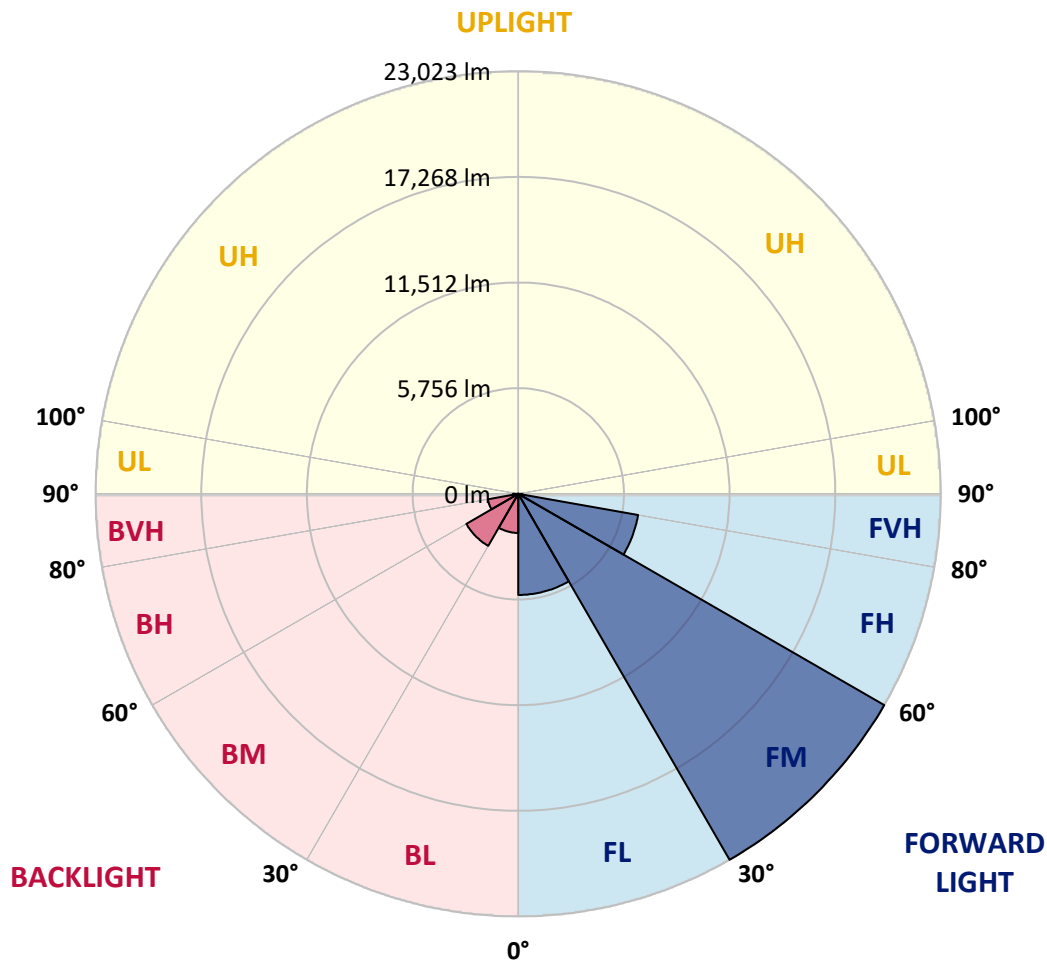


REPORT NUMBER: P321092
 CATALOG NUMBER: GLEON-SA8C-827-U-AFL

LUMINAIRE CLASSIFICATION SYSTEM LUMEN TABLE AND BUG RATING:

Zone	Lumens	% Fixture	Zone Rating/Lumen Limit		
			B	U	G
FL (0°-30°)	5507.1	12.9			
FM (30°-60°)	23023.4	53.9			
FH (60°-80°)	6628.8	15.5			G3/7500
FVH (80°-90°)	223.2	0.5			G2/225
BL (0°-30°)	2130.9	5.0	B3/2500		
BM (30°-60°)	3271.1	7.7	B3/5000		
BH (60°-80°)	1683.9	3.9	B3/2500		G3/2500
BVH (80°-90°)	283.7	0.7			G3/500
UL (90°-100°)	0.0	0.0		U0/0	
UH (100°-180°)	0.0	0.0		U0/0	

BUG Rating: B3-U0-G3
 Type II Short





REPORT NUMBER: P321092

CATALOG NUMBER: GLEON-SA8C-827-U-AFL

CANDELA DISTRIBUTION (FULL):

	0°	5°	15°	25°	35°	45°	55°	56°	65°	75°	85°
0°	9482.4	9482.4	9482.4	9482.4	9482.4	9482.4	9482.4	9482.4	9482.4	9482.4	9482.4
2.5°	10888.5	10988.4	10944.3	10791.5	10674.0	10508.0	10322.8	10267.0	10071.6	9852.7	9589.7
5°	12611.9	12561.9	12490.0	12251.9	12000.7	11708.3	11244.0	11170.6	10735.7	10240.6	9717.5
7.5°	13593.3	13588.9	13546.3	13406.8	13177.6	12795.6	12235.8	12149.1	11492.3	10696.0	9885.0
10°	13450.8	13440.5	13511.1	13656.5	13725.6	13646.2	13174.6	13087.9	12281.3	11200.0	10078.9
12.5°	12641.3	12647.2	12760.3	13065.9	13481.7	13981.2	13904.8	13862.2	13099.7	11770.0	10314.0
15°	12011.0	12024.2	12113.8	12379.8	12870.5	13777.0	14348.5	14363.2	13891.6	12398.9	10588.8
17.5°	11734.8	11762.7	11803.8	11990.4	12440.0	13370.0	14454.3	14533.7	14585.1	13051.2	10853.2
20°	11822.9	11849.4	11861.1	11980.1	12348.9	13123.2	14380.9	14523.4	15116.9	13665.3	11117.7
22.5°	12218.1	12234.3	12241.7	12272.5	12559.0	13193.7	14332.4	14482.2	15501.9	14216.3	11317.5
25°	12873.4	12861.7	12814.7	12775.0	12967.5	13472.9	14444.0	14586.5	15814.8	14715.8	11448.3
27.5°	13658.0	13643.3	13552.2	13443.5	13553.7	13907.8	14765.8	14878.9	16095.5	15183.1	11514.4
30°	14599.8	14561.6	14389.7	14260.4	14303.0	14560.1	15296.2	15399.0	16528.9	15713.5	11579.0
32.5°	15688.5	15647.3	15399.0	15184.5	15184.5	15399.0	15842.7	15928.0	16896.2	16312.9	11683.3
35°	17051.9	17000.5	16677.3	16317.3	16215.9	16324.7	16587.6	16647.9	17557.3	17068.1	11872.9
37.5°	18659.3	18590.2	18171.5	17689.6	17467.7	17461.8	17651.4	17774.8	18613.7	18059.8	12194.6
40°	20271.0	20222.5	19856.7	19477.6	19042.7	18903.2	19195.5	19233.7	19994.8	19291.0	12606.0
42.5°	21516.9	21508.1	21440.5	21490.5	21045.3	20763.2	20992.4	21023.3	21681.5	20623.6	13043.9
45°	22175.1	22189.8	22517.5	23243.3	23407.8	23202.1	23315.3	23324.1	23609.1	21968.0	13445.0
47.5°	21647.7	21724.1	22552.7	24176.2	25523.5	26206.7	26018.7	26127.4	25478.0	23122.8	13759.4
50°	19592.2	19686.3	21096.7	23760.4	26510.8	29114.3	29015.9	28990.9	26985.4	23969.1	13929.8
52.5°	17046.0	17119.5	18283.1	21599.2	25786.5	30721.7	31625.2	31496.0	28325.4	24602.3	13962.1
55°	13168.7	13283.3	14398.5	17285.5	22856.9	30107.5	33544.1	33428.0	29546.3	24934.4	13923.9
57°	9362.0	9482.4	10590.2	13192.2	19227.9	27981.6	33735.1	33858.5	30206.0	24990.2	13966.5
57.5°	8354.1	8477.5	9575.0	12102.1	18096.5	27213.1	33570.5	33776.2	30325.0	24981.4	13990.0
60°	4206.4	4253.4	4952.8	6755.5	11439.5	22000.3	31424.0	31954.4	30432.2	24549.4	14091.4
62.5°	2615.2	2581.4	2559.4	3111.8	5565.5	14589.5	26994.2	28015.3	28379.7	23503.3	13846.1
65°	2299.4	2236.2	1993.7	1949.7	2458.0	7086.1	20328.3	21599.2	23994.1	21854.8	13261.3
67.5°	2159.8	2098.1	1824.8	1660.2	1661.7	2809.2	12620.7	14051.7	18691.6	19067.7	11881.7
70°	2015.8	1960.0	1704.3	1510.4	1414.9	1555.9	5806.4	6892.2	12184.4	14987.7	9930.5
72.5°	1830.7	1792.5	1550.0	1350.2	1248.8	1165.1	2223.0	2625.5	7053.8	10065.7	6896.6
75°	1636.7	1601.5	1394.3	1203.3	1079.9	916.8	1251.8	1348.8	3583.5	5149.7	3395.4
77.5°	1423.7	1403.1	1240.0	1063.7	965.3	759.6	885.9	933.0	1536.8	2208.3	1702.8
80°	1132.8	1172.4	1084.3	947.7	856.6	608.3	627.4	658.2	894.8	1078.4	966.8
82.5°	737.6	806.6	849.2	769.9	705.2	479.0	451.1	464.3	583.3	658.2	420.2
85°	307.1	345.3	558.3	503.9	468.7	349.7	302.7	308.5	361.4	374.7	171.9
87.5°	136.6	145.5	245.4	230.7	198.3	120.5	129.3	141.0	192.5	182.2	66.1
90°	0.0	0.0	0.0	0.0	0.0	0.0	0.0	0.0	0.0	0.0	0.0



REPORT NUMBER: P321092
 CATALOG NUMBER: GLEON-SA8C-827-U-AFL

CANDELA DISTRIBUTION (continued):

	90°	95°	105°	115°	125°	135°	145°	155°	165°	175°	180°
0°	9482.4	9482.4	9482.4	9482.4	9482.4	9482.4	9482.4	9482.4	9482.4	9482.4	9482.4
2.5°	9491.2	9367.8	9156.3	8922.7	8731.7	8578.9	8424.6	8318.8	8195.4	8129.3	8095.5
5°	9498.6	9256.2	8811.0	8354.1	7945.6	7572.4	7216.9	6943.6	6688.0	6549.8	6511.6
7.5°	9529.4	9165.1	8445.2	7692.9	6967.1	6304.5	5793.2	5472.9	5242.2	5139.4	5110.0
10°	9554.4	9057.8	7992.6	6879.0	5891.6	5220.2	4823.5	4644.2	4564.9	4551.7	4538.5
12.5°	9613.2	8947.6	7516.6	6029.7	5055.6	4591.4	4453.2	4441.5	4463.5	4495.9	4495.9
15°	9705.8	8838.9	6973.0	5301.0	4523.8	4360.7	4388.6	4453.2	4513.5	4563.4	4570.8
17.5°	9773.3	8705.2	6388.2	4717.7	4240.2	4284.3	4384.2	4475.3	4537.0	4585.5	4589.9
20°	9821.8	8498.0	5763.8	4272.5	4077.1	4213.8	4338.6	4419.5	4462.1	4510.5	4517.9
22.5°	9796.8	8220.4	5209.9	3953.7	3944.9	4110.9	4229.9	4326.9	4294.6	4247.6	4278.4
25°	9676.4	7838.4	4639.8	3715.7	3805.3	3972.8	4119.7	4055.1	3946.4	3925.8	3937.5
27.5°	9461.9	7350.6	4112.4	3495.3	3643.7	3845.0	3836.2	3771.5	3733.3	3706.9	3723.0
30°	9231.2	6821.7	3651.0	3302.8	3464.5	3630.5	3596.7	3595.2	3557.0	3514.4	3535.0
32.5°	9003.5	6289.8	3285.2	3144.2	3329.3	3351.3	3424.8	3446.8	3371.9	3282.3	3276.4
35°	8805.1	5787.3	3007.5	3000.2	3166.2	3169.1	3276.4	3245.5	3058.9	2966.4	2966.4
37.5°	8656.7	5286.3	2796.0	2870.9	2951.7	3028.1	3082.5	2954.6	2923.8	2872.4	2870.9
40°	8592.1	4845.5	2663.7	2772.4	2800.4	2897.3	2757.8	2807.7	2822.4	2796.0	2796.0
42.5°	8524.5	4462.1	2549.1	2697.5	2693.1	2679.9	2609.4	2674.0	2732.8	2734.2	2729.8
45°	8456.9	4131.5	2447.7	2537.4	2599.1	2456.6	2469.8	2538.8	2621.1	2650.5	2650.5
47.5°	8382.0	3870.0	2355.2	2368.4	2463.9	2368.4	2358.1	2411.0	2508.0	2555.0	2565.3
50°	8217.4	3634.9	2249.4	2220.0	2246.5	2278.8	2287.6	2312.6	2419.8	2494.8	2512.4
52.5°	7989.7	3424.8	2114.2	2083.4	2083.4	2205.3	2246.5	2253.8	2344.9	2434.5	2452.2
55°	7800.2	3291.1	1974.6	1968.8	1962.9	2127.4	2198.0	2209.7	2272.9	2343.4	2352.2
57°	7813.4	3280.8	1867.4	1873.3	1871.8	2048.1	2152.4	2177.4	2209.7	2270.0	2280.3
57.5°	7820.7	3288.1	1843.9	1846.8	1845.4	2026.1	2139.2	2167.1	2192.1	2255.3	2265.6
60°	7930.9	3307.2	1748.4	1716.1	1723.4	1908.5	2064.3	2099.5	2115.7	2199.4	2212.7
62.5°	7767.8	3222.0	1672.0	1594.1	1594.1	1785.1	1960.0	2015.8	2040.8	2153.9	2175.9
65°	7294.7	2982.5	1582.4	1456.0	1470.7	1661.7	1835.1	1926.2	1964.4	2105.4	2128.9
67.5°	6564.5	2704.9	1486.9	1332.6	1347.3	1532.4	1705.8	1804.2	1864.5	2052.5	2071.6
70°	5613.9	2365.5	1357.6	1201.8	1219.5	1391.4	1553.0	1664.6	1754.3	2002.6	2008.4
72.5°	4138.8	1939.4	1176.9	1057.8	1076.9	1226.8	1398.7	1528.0	1648.5	1877.7	1874.7
75°	2461.0	1516.2	977.0	912.4	925.6	1065.2	1259.1	1416.3	1597.1	1829.2	1857.1
77.5°	1492.7	1141.6	796.3	764.0	780.2	922.7	1159.2	1326.7	1575.0	1724.9	1716.1
80°	902.1	815.4	636.2	615.6	631.8	789.0	1072.5	1259.1	1376.7	1473.6	1473.6
82.5°	471.6	498.1	467.2	451.1	473.1	640.6	975.6	1099.0	1216.5	1044.6	975.6
85°	192.5	260.1	283.6	282.1	295.3	443.7	841.9	940.3	784.6	744.9	762.5
87.5°	64.6	110.2	138.1	119.0	124.9	279.2	583.3	454.0	539.2	376.1	357.0
90°	0.0	0.0	0.0	0.0	0.0	0.0	0.0	0.0	0.0	0.0	0.0

(END OF REPORT)